



Unit: 2.8

Presenting Ideas

Key Learning

- To explore how a story can be presented in different ways.
- To make a quiz about a story or class topic.
- To make a fact file on a non-fiction topic.
- To make a presentation to the class.

Key Resources




2Create a story



2Connect



2Quiz



2Publish

Key Vocabulary

Concept Map (Mind Map)

A tool for organising and representing knowledge. They form a web of ideas which are all interconnected.

Quiz

A test of knowledge, especially as a competition between individuals or teams as a form of entertainment.

Narrative

A speech or talk in which a new product, idea, or piece of work is shown and explained to an audience.

Node

A way to represent a concept or idea using text and/or images.

Non-Fiction

Informative or factual writing.

Audience


The people giving attention to something.

Animated

A process by which we see still pictures appear to move.

Presentation

A speech or talk in which a new product, idea, or piece of work is shown and explained to an audience.



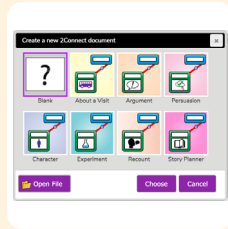
Unit: 2.8

Presenting Ideas

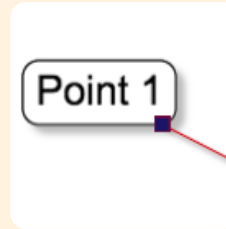
Key Images



Open, close and share a file



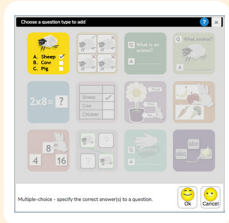
Create a new 2Connect document



Node



Collaboration (working together) on or off



Choose a quiz question on 2Quiz



Play the quiz



Preview the quiz question



Change the quiz settings

Key Questions

What do we need to think about when planning a presentation?

The important thing to consider is the audience. Think about how old they are and what they would find interesting. For younger children, a presentation with pictures may be more appropriate.

Why should I plan out my presentation?

Planning out your presentation allows you to make sure you have included all the information you need to. It is easier to do this in the planning phase rather than when you have started the presentation.